


It's time for some spring cleaning.

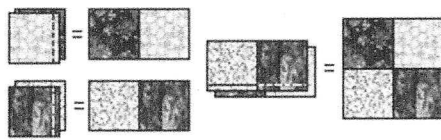
Use any white-on-white for the color 1 squares (6- 2 1/2"). Then go through your scraps and choose lights to med/lights and some darks for the rest.

...This makes a 12" block!




Please abide by the [Terms and Conditions of use!](#) :o)

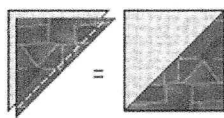
** Preparing the Pieces and Sewing the Block **




Join a light and a dark 2-1/2" square along the right side, using a scant 1/4" seam, and pressing seam allowances towards the darker square. Make another dark/light combo, and then join the two. Make two of these random four patch squares...



Then join a Color 1 square to a random dark square along one side, again using a scant 1/4" seam, and pressing towards the dark side. Make another Color1/random dark unit and join the two along one long edge. Make ~~two more~~ ^{three} of these Color 1/Random dark four patch squares...




Next, sew a 4-7/8" light triangle to a 4-7/8" dark triangle...(and by that, I mean triangles cut FROM 4-7/8" squares.....) Use scant 1/4" seams, press towards darker fabric. Make ~~three more~~ ^{four} of these half squares...



Now join the pieces to make the block! Refer to the diagram at left for placement and direction. Sew rows first, and then join the rows to make the block. Be sure to have the dark sides of the half squares facing inside the block....

:o) ...on to [Page 2!](#)

Four Patch Ladder - Page 2



Here you see a quilt...this particular one made with all blocks from the same fabrics. You will get the same sort of well defined "Ladders" as long as you use consistently light fabrics as your Color 1 choice. Play around with this one ...it's fun! Heck...they are ALL fun, for that matter!

It's Christmas day, by the way....

MERRY CHRISTMAS! and Happy Quilting!!


Marcia :o)

Page 1


Here's one that Dessa made! Diana's! Cindy's!

Michelle's Naomi's!


**** Supplies List ****

White =  Color 1

Color 1 needs: six 2-1/2" squares

Light/med to medium  Color 2
--lights

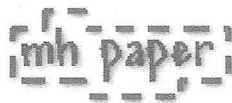
Color 2 needs: four 2-1/2" squares AND four different triangles cut from 4-7/8" squares

 Color 3
3--darks

Color 3 needs: ten 2-1/2" squares AND four different triangles cut from 4-7/8" squares

To the Patterns or The Quilter's Cache

◆ Dec. 25, 1999 Marcia Hohn



Traditional Block

<http://www.quilterscache.com>